

EXTRAΔ 600-800



Trailed and Mounted Disc Mower Conditioners



...Looking For Something EXTRA?



Why EXTRA?

The new Vicon range of mower conditioners has been designed to offer you a little bit more for your money than other mowers - in fact our ambition has been to raise the standard for mower conditioners - offering extra performance and features to make your working day a bit easier.

- Triangular discs with 3 blades.
- Free float suspension for trouble free mowing.
- 3-in-1 solution on trailed versions with wide spreading or swath belt.
- Durable SemiSwing steel tine conditioner for maximum conditioning effect and excellent protection of the tines.



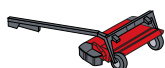
**EXTRΔ 624T/628T/632T
Farmer**
Nylon tine conditioning
Working width 2.40-3.20m



EXTRΔ 632T Pro
SemiSwing conditioning
Working width 3.20m



**EXTRΔ 628FT/632FT/FR/
635FT**
SemiSwing conditioning
Working width 2.80-3.50m



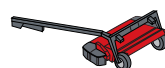
**EXTRΔ 824T/828T/832T/
832TD/835T Pro**
SemiSwing conditioning
Working width 2.40-3.50m



EXTRΔ 832CT/835CT Pro
SemiSwing conditioning
Working width 3.20-3.50m



EXTRΔ 832CR Pro
Roller conditioner
Working width 3.20m



EXTRΔ 824R/832R/835R
Roller conditioner
Working width 2.40-3.50m



EXTRΔ 690T ISOBUS
Steel tine conditioning
Working width 9.00m

Cutting Performance in New Dimensions

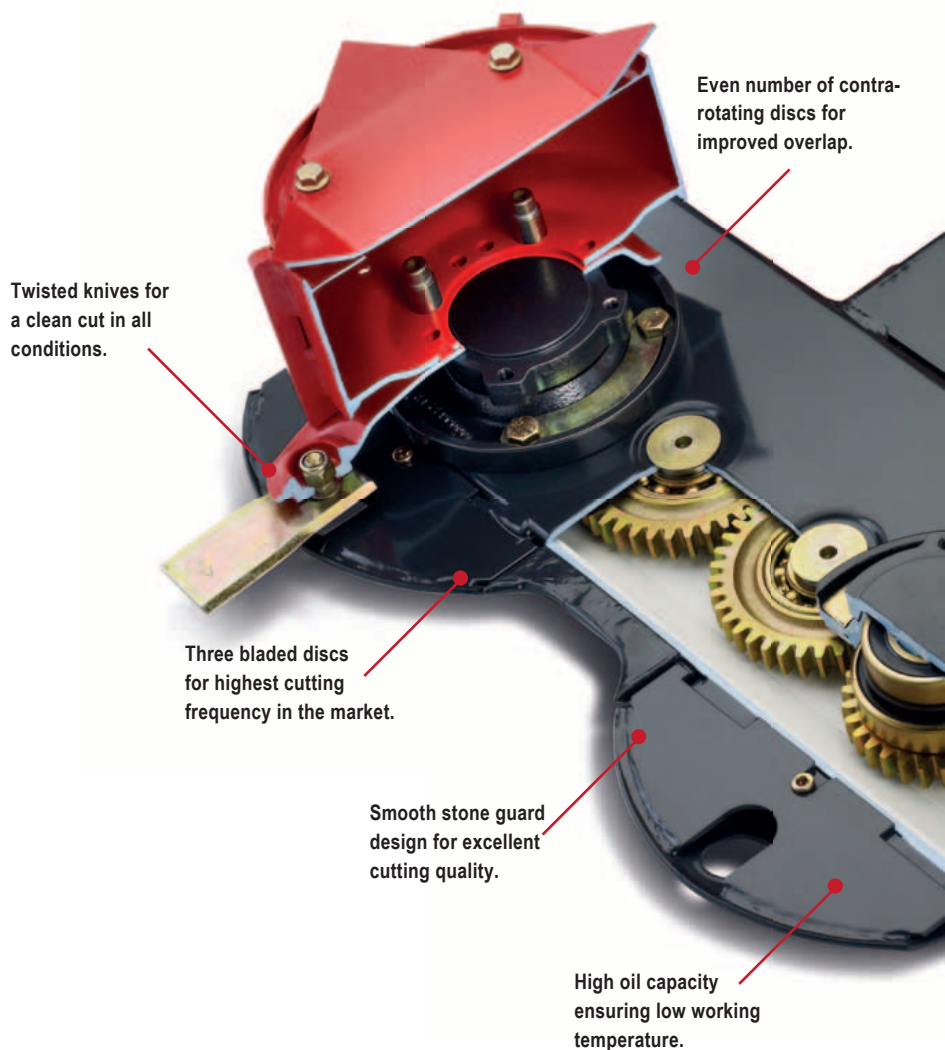


Low Noise Cutterbar

The newly developed EXTRA cutterbar is designed for low maintenance and offers a very quiet operation. Operators will immediately love the virtually quiet operation of the new cutterbar – convenient during a long and busy working day. The long curved gear wheels run smoothly in oil and provide lots of power transmission with little slack.

Heavy Duty Cutterbar


The EXTRA cutterbar has a high oil capacity, which ensures a very low working temperature. This guarantees an efficient oil cooling and lubrication of the whole cutterbar. The fully welded cutterbar with overlapping C-profiles makes for a very stiff and strong design, ensuring very high level of durability.




To protect the gear wheels and the drive system, Vicon uses a one-key safety device, designed to break in case of overload.



Each individual disc bearing housing can be removed very quickly for easy maintenance and bearing replacement.




Fully welded cutterbar with overlapping C-profiles for a very strong and stiff construction.




Fully welded cutterbar for a very strong construction.

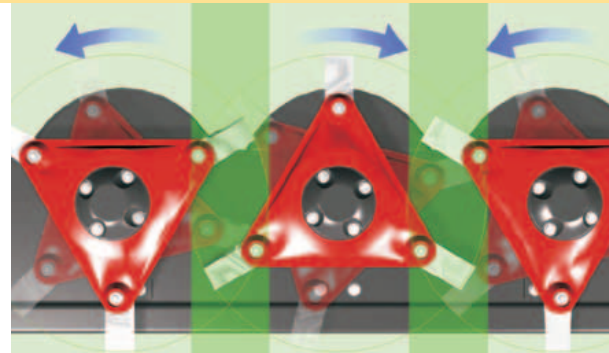
Low noise level thanks to specially tooled gear wheels.



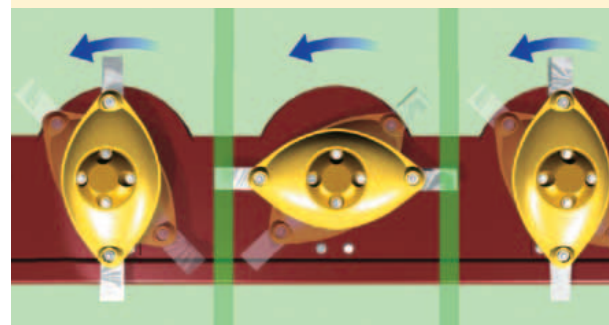
Low noise level thanks to specially tooled gear wheels with round design and long teeth for efficient power transmission.



The risk of the gearwheels "catching" on the corners is minimised by the special "round" design.



Vicon's Counter Rotating three bladed discs provide a wider overlap on each disc compared to solutions with uneven number of discs.



Counter Rotating Three Bladed Discs

Three Bladed Discs for More Cuts

With three blades per disc Vicon EXTRA mowers are constantly cutting. This means a third less load per blade and an even load on the drive and smoother power usage in addition to producing a neat, clean cut stubble. Each steel blade is precisely angled to immediately convey the cut crop upwards with a combination of mechanical action and air flow towards the conditioning rotor or rollers.

Counter Rotating Cutting Discs for Improved Overlap

All Vicon mowers have an even number of counter rotating discs. Apart from the immediate crop transport to the rear this system ensures that even in wet conditions no stripes of uncut forage are left in the field.

SemiSwing Steel Tine Conditioner

More Aggressive Conditioning

The Vicon steel tine conditioner offers a completely new solution when it comes to aggressive conditioning and low maintenance. It is the result of thorough testing and engineering work that allows you to achieve the same aggressive conditioning expected of fixed tines but with a high degree of tine protection if you hit a foreign obstacle. The result is the new SemiSwing steel tines.

Combining the Best from Other Systems

The SemiSwing conditioner system combines the aggressive conditioning seen from fixed fingers with the excellent tine protection typically associated with free swinging tines. The centre of gravity has been moved to fully utilise the centrifugal force. The benefits from the SemiSwing system are very aggressive conditioning and drastically diminished maintenance costs.

Excellent Protection of The Tines

During normal operation the tines are fixed for effective conditioning, but if a SemiSwing tine comes into contact with an obstacle, force will exceed 22kg(48.5lbs) and it will spring back and leave a generous space for the obstacles up to 103mm to pass.




The conditioner plate guarantees effective conditioning of the crop with minimum power requirements.



The conditioner is driven by 3 V-belts, providing smooth, silent power transmission to the rotor.



The conditioner plate has 3 different settings to enable you to achieve the required conditioning effect.



The conditioner rotor can be easily retro fitted with nylon tines as an option.

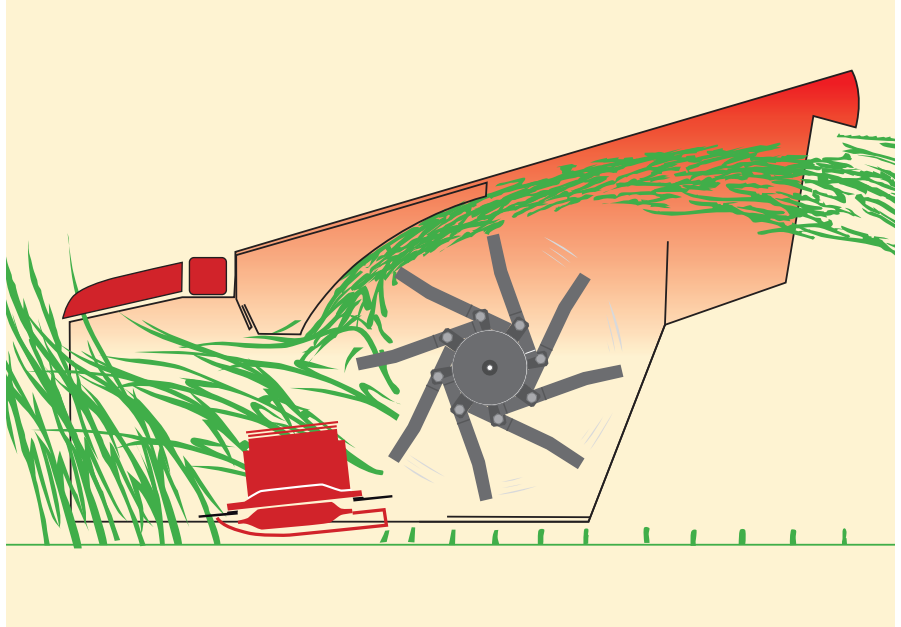
Full Conditioning Effect and Minimum Blockages

The angle and position of the SemiSwing tines give a better crop transport. The crop is moved away from the conditioner rotor towards the conditioner plate. The result is reduced risk of blockages and full effect of the conditioner plate.

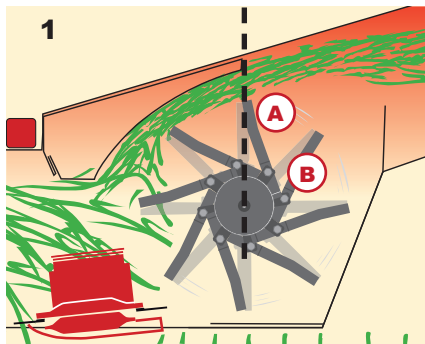
What Makes The SemiSwing Concept Unique

A During rotation a free swinging tine will always be positioned in a straight line from the rotor (A), releasing all centrifugal force during rotation. SemiSwing tines, due to their restricted movement pattern(B), are designed to encapsulate part of the centrifugal force, and utilise it to keep the tine in position during rotation. The benefits are no movement during rotation and full conditioning effect.

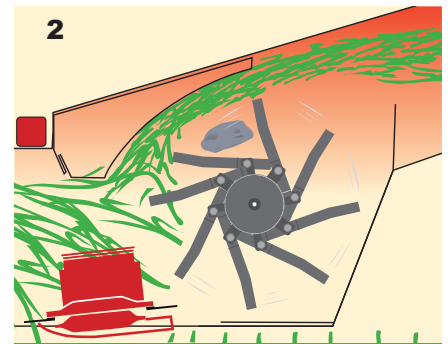
B The intrinsic force added to each tine can be translated into a force of 22kg(48.5lbs). This is the weight required to move a SemiSwing tine backwards when rotating. A free swinging tine will move slightly backwards as soon as it hits the crop. So the force required to move a SemiSwing tine backwards, is significantly higher than with traditional tines, ensuring a much more effective conditioning.



A crop weight of 22kg (48.5lbs) per tine will move the SemiSwing tines backwards.



A: Free swinging tine.
B: Vicon SemiSwing tine.



SemiSwing steel tines allow large obstacles (up to 103mm) to pass without breaking the tines.

Chevron Roller Conditioner

The Vicon roller version is equipped with two profiled conditioning rollers. The rollers are the same width as the cutterbar and contra-rotate, taking the cut crop quickly off the cutting discs and between the rollers. The rollers provide gentle and effective conditioning of fragile crops such as lucerne/ alfalfa, keeping leaf loss to an absolute minimum.



EXTRAΔ 824 Pro-828 Pro-832 Pro-835 Pro

3-in-1 Solution - for EXTRAΔ Flexibility!



The Complete Range!

The new Vicor EXTRAΔ 800 Pro series trailed mower conditioners were designed from the ground up with extensive input from customers around the world. The result is the launch of a complete range in working widths of 2.40, 2.80, 3.20 and 3.50m, with SemiSwing steel tine conditioner or rubber roller conditioner, left hand or centre pivot drawbar.

Swathing, Wide Spreading or Double Swath?

The new EXTRAΔ 800 Pro series is the ultimate solution when it comes to flexibility. The mower can be fitted with wide spreading equipment and a swath belt to give as much flexibility as possible and help you cope with the ever changing conditions. The change-over from single swathing to swath belt or wide spreading is very quick and done in short time.



The cutting height is easily set by turning an integrated handle on top of the suspension.

New Centre Pivot Drawbar Concept

An entirely new and more maintenance-friendly transmission concept has been developed for the EXTRA 800 Pro series machines. The new and improved concept includes a complete new twin PTO driveline and swivel hitch gearbox. The gearbox is fixed to the mainframe, to ensure less movement during operation.

The EXTRA C-version is supplied with a centre pivot drawbar for mowing both to the right and left sides of the tractor. This important advantage in mower design allows mowing a field in one continuously process, without the need to open up new 'lands'. Turning on headlands is much easier, because the hydraulically operated drawbar allows the turning circle to be significantly reduced, saving time and reducing the number of instances that the cut crop is driven over.



Narrow transport width of 3.00m of the EXTRA 832 Pro versions and 3.40m for the EXTRA 835 Pro versions.



The conditioner's V-belt drive with easy switch of pulleys. Switch the pulleys to change the conditioner speed from 600 to 900 rpm.



All EXTRA 800 Pro mowers are fitted with size 380/55-17 wheels as standard - except EXTRA 824R Pro and EXTRA 824T Pro.



The high-lift design of the mower gives a lifting height of 50cm. The result is good clearance for transport and when turning on headlands so that swath damages are minimised.

EXTRAΔ 824 Pro-828 Pro-832 Pro-835 Pro

Vicon Free Float Suspension



FlexProtect

Gone are the days where the side covers were seriously damaged by hitting even smaller obstacles in the field. The new Vicon FlexProtect side covers are made of polythene – a very flexible material that breaks away when hitting obstacles without breaking or leaving damages at the mower.



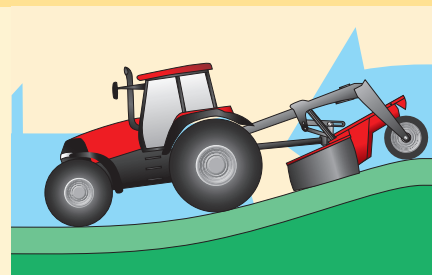
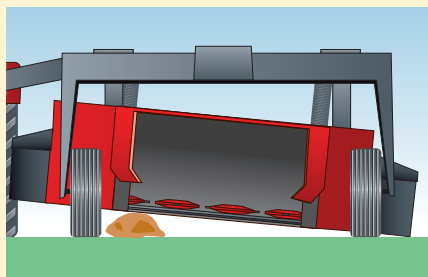


Pulled Suspension

The Free Float Suspension concept is the Vicon solution to precise and trouble free mowing. The mowing unit is centrally suspended to give more precise ground contour following. The mowing units feature a pulled suspension system to allow the cutting unit to independently float over ridges and contours. This ensures accurate, close cutting performance in all conditions.

Excellent Protection Against Foreign Obstacles

If an obstacle is hit in the field the pulled suspension allows the mowing unit to swing backwards and up. When the obstacle is passed the mowing unit automatically returns to the working position.



Swivel Hitch Headstock

The heavy duty factory fitted swivel hitch headstock with reversible gearbox, for either 540 or 1000 rpm PTO input, allows unlimited turning angles at constant PTO velocity and ensures trouble-free operations during headland turns or transport.

Integrated Lighting kit

To make operations as easy as possible, an integrated lighting kit is supplied on all EXTRA 800 Pro series. This renders the need for external lighting systems to be fitted to the machine superfluous.



The swivel hitch headstock with reversible gearbox provides optimal manoeuvring ability.



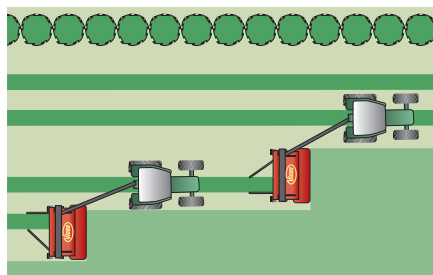
The Vicon EXTRA 800 Pro series has an integrated light system fitted as standard.

EXTRAΔ 832TD Pro

Hydraulic Swath Deflectors



The Vicon EXTRAΔ 832TD Pro is available with hydraulically operated swath deflectors as a factory fitted option. The deflectors enable the operator to place two swaths along side each other - ideal for maximising the output of today's foragers fitted with wide pick-ups.



With careful positioning of the two swaths, neither the tractor nor mower conditioner need to drive over any swath.

- 1** On the first pass the crop is placed to the right, close to the unmown crop.
- 2** The position of the swath deflectors is then changed hydraulically, so that they throw the swath to the left. The second swath is laid adjacent to the first, leaving a double swath.



Spreading or Collecting the Crop?



Easy-To-Use Wide Spreading Kit

The Vicon EXTRA 800 Pro series can be fitted with an easy-to-use wide spreading kit. This enables the crop to be cut and spread in one operation. Changing from swathing to wide spreading is done by simply rotating the spreading plate 180° (no tools required) and remove the deflector plates.

The spreading vanes are positioned as far to the rear of the machine as possible when in use. The increased distance from the conditioning rotor to the spreading vanes provides more even spreading of the material across the entire working width.



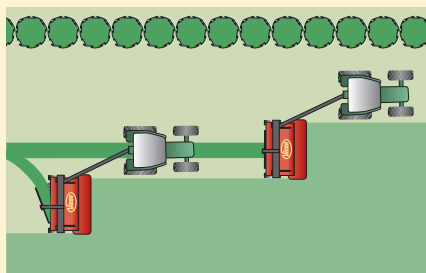
Adjustable Belt Speed

The belt speed is infinitely adjustable from the cab. In this way, swaths can be placed either side by side or on the top of each other, ensuring a perfect match to the pick-up width of the machine following behind the mower conditioner.

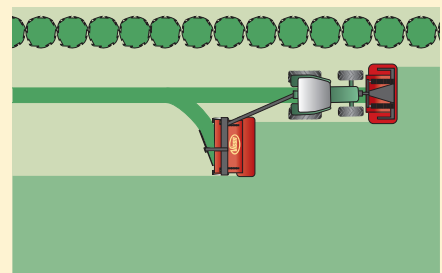


The Swath Belt For Improved Performance

The Vicon EXTRA 800 Pro series can be fitted with the versatile Vicon swath belt to place two swaths into one. This enables bigger swaths for large foragers or balers to be prepared and thus to speed up the collection of the crop. The swath belt can be raised and lowered from the tractor seat during operation. This allows you to adapt to each individual situation and requirement without wasting valuable time.



During the first pass a normal swath is placed and the belt is in upright position. For the second pass the belt is lowered.



In combination with a front mounted mower 6.20m crop is mown and is collected in one pass.

EXTRAΔ 624T-628T-632T Farmer

Clever Machines with Professional Characteristics



EXTRAΔ 624T, 628T and 632T Farmer
- light, but effective mower conditioners.

New Centre Mounted Mower Conditioner

Vicon offers three centre new centre mounted mower conditioners, EXTRAΔ 624T, 628T and 632T Farmer, in working widths of 2.40, 2.80 and 3.20m. They are fitted with the EXTRAΔ cutterbar with slim design for improved cutting performance.

The mowing units are suspended in the centre of gravity via a large suspension spring. This design provides an even weight distribution across the entire mowing width, as well as a constant, faster and more precise adaptation to ground contours. The benefit is less skid wear, optimum protection of the stubble and less fuel consumption.



Quick change from swathing to wide spreading.

Compact In Size - Massive In Features

Clever Transport Solution

The low gravity point during transport, with the weight of the mower close to the tractor, provides an excellent weight distribution, even during high speed road transport, and the machine is fixed by the hydraulic lifting arm.


In addition transport height is limited, so passing through narrow gateways or under bridges is not a problem. Another benefit is that the hydraulic cylinder also supports quick lifting of the mower from working to headland position.

Protection of the Cutterbar

To offer maximum protection of the cutterbar, these machines are fitted with the Non-Stop Break-Away system. When encountering an obstacle, the Non-Stop Break-Away system will swing the machine backwards and over the obstacle and then return it to the original working position.

Easy Adaptation to Varying Crop Conditions

EXTRA 624T, 628T and 632T Farmer offer two conditioner rotor speeds, 600 and 900 rpm, which can be easily changed by simply switching pulleys, to adapt to different conditioning requirements. At low conditioner speed, fuel consumption is minimized.



EXTRA 632T Farmer – a light weight machine.

Light Weight Machines with Aggressive Conditioning

Due to the nylon tines fitted to the conditioner, the total weight of the machines is kept to a minimum, while keeping an aggressive conditioning. The fixed conditioning fingers are made from high quality nylon, to make them very rigid. This means excellent protection from stones and other obstacles. A perfect solution for farmer and smaller contractor machines!

Turnable Gearbox Speed

The machines also offer a large degree of operating adaptability, as they are factory fitted with the option of being operated with either 540 or 1000 rpm. It requires no additional accessory. All that is needed is to turn the main gearbox on the suspension 180°. Wide spreading equipment is also fitted as standard on the machines.



EXTRA 624T, 628T and 632T Farmer are folded into a 125° vertical transport position using a hydraulic cylinder.



The spreading vanes are available as standard.



540/1000 rpm turnable gearbox as standard.

EXTRAΔ 632T Pro

Easy To Work With for Unlimited Flexibility!



EXTRAΔ 632T Pro and EXTRAΔ 632FT,
the perfect match with a working
width of 6.20m.

Easily adjustable to varying conditions

The Vicon EXTRAΔ 632T Pro can be converted easily to provide easy operation, and optimal output under different conditions. For inspection of the cutterbar, the entire front plate can be moved aside, for trouble free access to the cutterbar.

The rear end of the mower can also be lifted for easy inspection, and in circumstances where conditioning is not required the complete conditioning rotor can be removed.



Unlimited access to the cutterbar - the complete front plate can be turned to give easy access to the cutterbar.



The complete end of the mower can be lifted to give easy access to the conditioner. The complete conditioning rotor can be removed very quickly if mowing without conditioning is requested.

Free Float Suspension



Hydraulic suspension for easy and precise setting of ground pressure.




Pulled centre suspension for even weight distribution and excellent adaptation.




Easy lift on headlands without activating the 3-point linkage of the tractor.

Pulled Suspension

The Free Float Suspension concept is the Vicon solution to precise and trouble free mowing. The mowing unit is centrally suspended to give more precise ground contour following. The mowing unit features a pulled suspension system to allow the cutting unit to independently float over ridges and contours. This ensures accurate, close cutting performance in all conditions.



If an obstacle is hit in the field the pulled suspension allows the mowing unit to swing backwards and up.



When the obstacle is passed the mowing unit automatically returns to the working position.

Two-Speed Gearbox

The Vicon EXTRA Δ 632T Pro is fitted with a 2-speed gearbox for conditioner speeds of 900 or 600 rpm. This allows you to choose between intensive conditioning or low fuel consumption when the crop only requires limited conditioning effect. The lever is conveniently positioned for easy access on top of the gearbox.



Conditioner speed of 900 or 600 rpm - changed in a second.

EXTRAΔ 632T Pro

Pulled Suspension for Excellent Ground Adaptation!



A New Standard in The High Performance Segment

The pulled suspension of the new EXTRAΔ 632T Pro is know-how of Vicon transferred to mounted disc mowers - a new standard for ground flotation normally only seen on trailed versions.

With its 3.20m working width and hydraulic suspension it is a truly high performance machine that combines perfectly into combination with a front-mounted mower conditioner to offer a total working width of 6.20m.

Easy to Work With

The new EXTRAΔ 632T Pro has been designed for professional use during a busy and demanding harvesting season. Features include a 2-speed gearbox, easy access to both cutterbar and conditioner rotor, low maintenance SemiSwing steel tines and hydraulic pulled suspension.

Safe Transport



Transport

The EXTRA 632T Pro is folded hydraulically into a vertical transport position. The low gravity point during transport provides an excellent weight distribution, which protects the headstock and tractor from excessive forces resulting from humps and bumps. The tractor remains well under control even during high speed road transport.

Hydraulic swath plate

- a clever solution when mowing along ditches. The complete left hand swath plate can be moved hydraulically from the tractor cab, which moves the mown crop away from the ditch and makes it very easy to collect the crop afterwards.



Wide Spreading Vanes

The EXTRA 632T Pro is standard fitted with wide spreading vanes. The mower can be set for wide spreading mode simply by moving two levers conveniently placed on top of the mower and maize choppers.



Setting the spreading plates allows the crop to be placed in a narrow swath.

EXTRΔ 628FT-632FT/FR-635FT

EXTRΔordinary Operability



High capacity mowing
with 6.20m working width.

Machines For Professionals

The new Vicon EXTRΔ 628FT-632FT/FR and 635FT feature an improved design of the pulled floating suspension and more accurate ground following. The gravity point is close to the tractor and with the very compact design, excellent view of the entire mowing area is guaranteed. In addition the new EXTRΔ cutterbar, with low noise level and fully welded cutterbar housing has also been fitted onto these models.

SemiSwing – Low Wear, High Resistance

Included in the specifications is the

SemiSwing concept, which is based on high quality steel tines with low wear and high resistance, and which has proven to have significantly reduced maintenance costs. All models are fitted with a variable conditioner rotor speed, to adapt to varying crop conditions. All features making these machines the ideal choice for professionals.

The Combination Mower

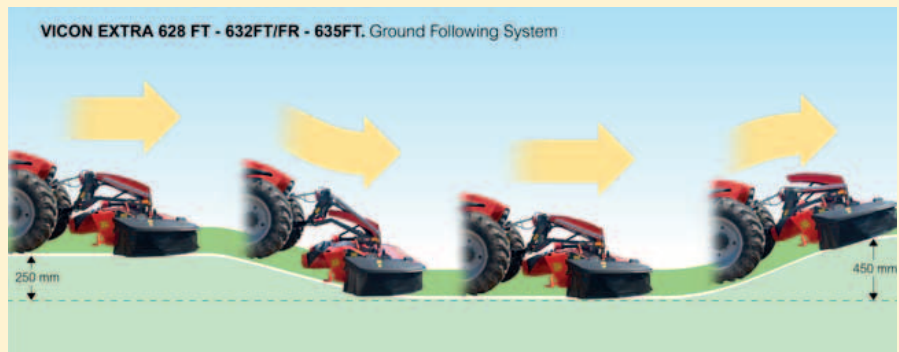
Vicon EXTRΔ 628FT-632FT/FR and 635FT front mounted models can be used in combination with a variety of mower conditioners, including the EXTRΔ 800 series, EXTRΔ 632T and EXTRΔ 690T

ISOBUS, or on its own, making this an extremely versatile machine. With a working width ranging from 2.80-3.50m, the capacity of the machines is substantial.

Non-Stop Break-Away

To ensure maximum protection of the cutterbar, the Vicon Non-Stop Break-Away solution is implemented. During normal operation, the cutterbar is angled downwards, but if the Non-Stop Break-Away is activated, the cutterbar angle changes to a horizontal position, due to the geometry of the machine. This prevents the machine from damaging the ground surface.

Floating Suspension with Three-Dimensional Adaptation



The moving pattern of the machine is extremely flexible, allowing downwards movements of 250mm and upwards of 450mm.

Superior Suspension Protecting Ground and Machine

Due to the redesigned suspension of the EXTRA front mounted models, an even better flotation and more even ground pressure is possible. The two large suspension springs have been moved further outwards to provide better side stability, which is reflected in optimum protection of the stubble and far less skid wear.

In addition the innovative suspension design allows a transverse adaption of 24°. This ensures excellent adaption to uneven ground contours and higher reachable speed when mowing.



Easy Operation

Substantial efforts have been made to make daily operation as easy as possible. The clever design of the suspension creates an undisturbed view of the entire mowing area and an excellent overview during transport. A clearance of 350mm is achieved during transport and headland turns.



Compact design for excellent view during operation.



EXTRA 632FR – perfect for gentle, yet effective conditioning of fragile crop.

EXTRAΔ 690T ISOBUS

The High Performance Solution



Despite the huge 9.00m working width, the EXTRAΔ 690T ISOBUS is still easily manoeuvrable.

High Capacity

Vicon offers a top-of-the-line mower conditioner combination with a 9.00m working width. It consists of an EXTRAΔ 632FT front mounted mower conditioner with a 3.20m working width and two rear-mounted 3.20m mower conditioner units. There is no need for a special reverse drive tractor, as the Vicon EXTRAΔ 690T ISOBUS fits perfectly on a normal tractor with front and rear linkage.

Excellent Adaptation

The design of the Vicon EXTRAΔ 690T ISOBUS, with a tractor in the middle, ensures perfect manoeuvrability and the best possible weight distribution of the entire combination. This minimises wear on the tractor and ensures excellent manoeuvrability in the field. Each mowing unit adapts independently to ground contours, ensuring trouble-free flotation of the entire machine.



Despite its' giant size, turning on headlands is very easy with the Vicon EXTRAΔ 690T ISOBUS. Each mower unit can be raised by pushing a single button on the control box.

Flexible Mowing Options



Vicon Swath Belt

The highly flexible Vicon swath belt solution is available for the Vicon EXTRA 690T ISOBUS. The swath belt can be raised and lowered from the tractor seat during operation - push the button on the control box to set the belt equipment for the desired output. This allows you to adapt to each individual situation and requirement without wasting valuable time.

Flexibility of Swath Size

Depending on crop conditions and to allow the swath to be customised according to the item of machinery following, the belt speed can be infinitely adjusted from the cab. In this way the swaths can be placed

either side by side or on top of each other. To allow the output of the Vicon swath belt to suit all conditions, the belt is capable of placing grass from either 6.00m or 9.00m into a single swath. The right-hand belt can run to the left or to the right, giving the option of placing three swaths into one or in a two by two formation.

Individual Suspension

The individual suspension of the two Vicon swath belts reduces shock load on the main frame together with the patented Vicon automatic Break-Away system. A unique and simple solution with only few moveable parts, ensuring less wear and maintenance and not

least a better flotation of the entire machine. The Vicon swath belts are floating on two large springs, and thus performing a unique and even swath formation under all conditions (no jumping up and down of belt units).

Flexibility Suiting Your Needs

The EXTRA 690T ISOBUS can be set for three single swaths, wide spreading or three swaths into one with the Vicon swath belt. An extra feature is the fact that the right belt can run in two directions, meaning that the Vicon EXTRA 690T ISOBUS can place crop from 6.00m into one swath.



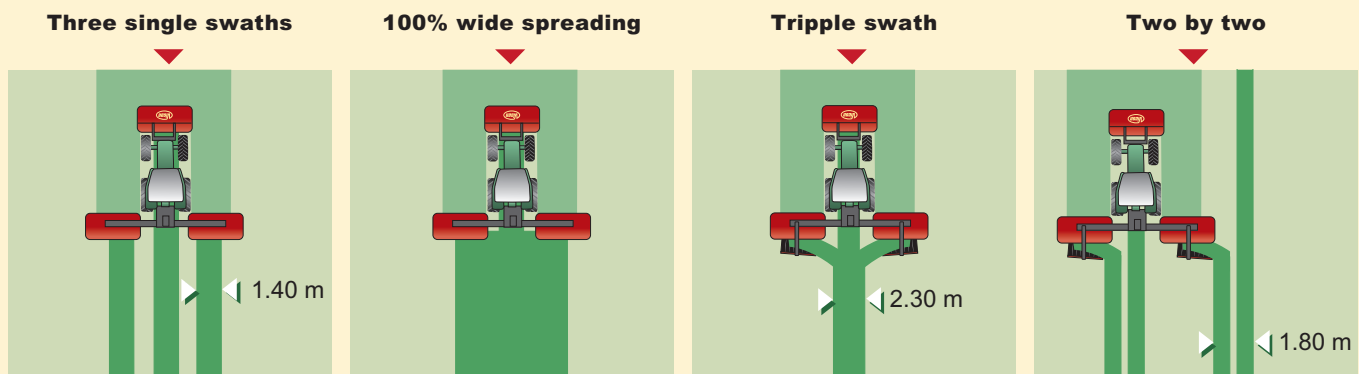
The Vicon swath belts are individually suspended to offer an even swath formation.



With the Vicon swath belt, grass from either 6.00m or 9.00m can be placed in a single swath.



Four different outputs of mowing



EXTRA 690T ISOBUS

The Pendulum Suspension

Centre Pivot Suspension

The 4 heavy duty ground pressure springs are attached close to the pivot point of each cutting unit, to ensure lower ground pressure and hereby better ground following ability and consistent cutting height. Uneven field surfaces are easily absorbed by the suspension, giving an even mowing result and allowing faster forward speed.


Vicon Break-Away System

The mowing units are also fitted with the Vicon Break-Away system that will protect the cutterbar from stones and foreign obstacles. If hitting an obstacle the Break-Away system will swing the involved mower unit backwards and over the obstacle and then return it to the original working position. If the Vicon EXTRA 690T ISOBUS is fitted with the swath

belt solution, the belts will automatically swing back with the mower unit, ensuring no interference with the mowers.

Excellent Flotation


The Vicon EXTRA 690T ISOBUS is fitted with a balancing weight arm, linked to the 4 heavy duty ground pressure springs on top of the three point suspension, to ensure an even weight distribution of the two rear sections. The low gravity scale arm suspension ensures that the mowing units always remain horizontal in relation to the ground, when working in uneven or hilly conditions, or if the tractor is hitting small obstacles in the field. When using SideShift equipment, the balancing arm also facilitates equal ground pressure on either side of the rear mower unit.



The centre suspension of the two rear mowing units provides excellent ground following.



4 large springs ensure even flotation and cutting height.



Excellent Suspension

A balancing weight arm ensures optimal cutting quality, even when working in difficult conditions. The weight arm ensures excellent suspension, by constantly providing an even weight distribution across the entire rear section of the mower.



When not in use the optional Vicon swath belt is raised hydraulically to a position above the mowing units.

ISOBUS Control – Designed Around the Driver



EXTRA 690T Goes ISOBUS

The EXTRA 690T is now available with ISOBUS control, where control and operation is designed around the tractor driver, adding maximum support and convenience during the intensive grass season. New intuitive joystick control ensures excellent control and comfort. By adding the new ISOBUS feature it can be controlled directly by ISOBUS compatible tractors without the need for a separate terminal.

All functions, such as raising/lowering of the swath belt, belt speed, conversion for transport, SideShift of the rear mowing units and lift on headlands is controlled from the joystick. The hour counter helps tracking and documenting working hours and the PTO alarm is activated if the PTO speed is too high or too low.

Joystick Control at Your Fingertips

Operation of the Vicon EXTRA 690T ISOBUS is designed to give the tractor driver maximum support and comfort. All main functions of the EXTRA 690T ISOBUS can be transferred to the new Kverneland Group Joystick. This joystick comes in a compact size, making it easy to place right next to the operator, so it is ergonomically well positioned for long days of operation. A small screen integrated into the joystick always keeps the tractor driver informed about the chosen operation.

Even more conveniently the control functions can be directly transferred to the joystick of the tractor if available. By using the joystick of the tractor both mower and tractor can be operated by the same lever, adding considerable comfort to the tractor

driver during a long and busy working day. Constant switching between different controls is completely eliminated.

Automatic Headland Control

In addition the EXTRA 690T ISOBUS offers the Auto Headland Control system. In this way lifting and lowering of all mowing units on headlands is activated by one click. The front mower unit is lifted or lowered when the button is touched and the rear sections are lifted or lowered with a predefined time or metre delay, ensuring that the tractor driver can keep full focus on turning on headlands.

Technical Specifications

Model EXTRA	624T	628T	628FT	632T Farmer
Drawbar	-	-	-	-
Conditioner	Nylon Tines	Nylon Tines	SemiSwing	Nylon Tines
Working width (m/ft)	2.40 (7'10")	2.80 (9'2")	2.80 (9'2")	3.20 (10'6")
Transport width (m/ft)	1.90 (6'3")	2.10 (6'11")	2.70 (8'9")	3.00 (9'8")
Weight appr. (kg)	916	1025	1147	1090
Weight appr. (lbs)	(2020)	(2260)	(2529)	(2403)
Number of discs	6	8	8	8
Stubble height (mm)	20-50	20-50	20-50	20-50
PTO (RPM)	540/1000	540/1000	1000	540/1000
PTO power req. min (kW/hp)	50/70	60/80	50/70	70/90
Cond. rotor speed	600/900	600/900	600/900	600/900
No of hydr. outlets:	1D	1D	1S	1D
Wide spreading kit	•	•	-	•
Swath Belt	-	-	-	-
Nylon Tines	•	•	o	o

Model EXTRA	824R Pro	824T Pro	828T Pro	832T Pro
Drawbar	Left hand	Left hand	Left hand	Left hand
Conditioner	Roller cond.	SemiSwing	SemiSwing	SemiSwing
Working width (m/ft)	2.40 (7'10")	2.40 (7'10")	2.80 (9'2")	3.20 (10'6")
Transport width (m/ft)	2.20 (7'3")	2.20 (7'3")	2.70 (8'9")	3.00 (9'8")
Weight appr. (kg)	1792	1716	1964	2112
Weight appr. (lbs)	(3951)	(3784)	(4331)	(4657)
Number of discs	6	6	8	8
Stubble height (mm)	30-40	30-40	30-40	30-40
PTO (RPM)	540/1000	540/1000	540/1000	540/1000
- swivel hitch drawbar	•	•	•	•
PTO power req. min (kW/hp)	45/60	45/60	50/70	60/80
Cond. rotor speed	900/600	900/600	900/600	900/600
Tyres	10.0/75-15.3 8PR	10.0/75-15.3 8PR	380/55-17	380/55-17
Swath deflector	-	-	-	-
Wide spreading kit	o	o	o	o
Swath Belt	-	-	o	o
Nylon Tines	-	o	o	o
• = Standard o = Optional - = Not available *Optional				

Information provided in this brochure is made for general information purposes only and for worldwide circulation. Inaccuracies, errors or omissions may occur and the information may thus not constitute basis for any legal claim against Kverneland Group. Availability of models, specifications and optional equipment may differ from country to country. Please consult your local dealer. Kverneland Group reserves the right at any time to make changes to the design or specifications shown or described, to add or remove features, without any notice or obligations. Safety devices may have been removed from the machines for illustration purposes only, in order to better present functions of the machines. To avoid risk of injury, safety devices must never be removed. If removal of safety devices is necessary, e.g. for maintenance purposes, please contact proper assistance or supervision of a technical assistant. © Kverneland Group Kerteminde AS

632T Pro	632FT	632FR	635FT	690T ISOBUS	690T BX ISOBUS	
-	-	-	-	-	-	
SemiSwing	SemiSwing	Roller cond.	SemiSwing	SemiSwing	SemiSwing	
3.20 (10'6")	3.20 (10'6")	3.20 (10'6")	3.60 (11'10")	9.00 (29'6")	9.00 (29'6")	
2.30 (7'6")	3.00 (9'8")	3.00 (9'8")	3.40 (11'2")	3.00 (9'8")	3.00 (9'8")	
1215	1232	1305	1286	3216	4241	
(2679)	(2717)	(2878)	(2836)	(7091)	(9351)	
8	8	8	10	24 (3x8)	24 (3x8)	
20-50	20-50	20-50	20-50	20-50	20-50	
540/1000	1000	1000	1000	1000	1000	
70/90	55/80	60/85	70/90	155/210	160/220	
600/900	600/900	600/900	600/900	600/900	600/900	
1S	1S	1S	1S	1D + 1S	1D + 1S	
•	-	-	-	o	o	
-	-	-	-	o	o	
o	o	-	o	o	o	

832TD Pro	832CT Pro	832R Pro	832CR Pro	835T Pro	835R Pro	835CT Pro
Left hand	Centre pivot	Left hand	Centre pivot	Left hand	Left hand	Centre pivot
SemiSwing	SemiSwing	Roller cond.	Roller cond.	SemiSwing	Roller cond.	SemiSwing
3.20 (10'6")	3.20 (10'6")	3.20 (10'6")	3.20 (10'6")	3.50 (11'5")	3.50 (11'5")	3.50 (11'5")
3.00 (9'8")	3.00 (9'8")	3.00 (9'8")	3.00 (9'8")	3.40 (11'2")	3.40 (11'2")	3.40 (11'2")
2102	2115	1960	2235	2165	2060	2270
(4635)	(4664)	(4322)	(4927)	(4774)	(4542)	(5005)
8	8	8	8	10	10	10
30-40	30-40	30-40	30-40	30-40	30-40	30-40
540/1000	540/1000	540/1000	540/1000	540/1000	540/1000	540/1000
•	•	•	•	•	•	•
60/80	60/80	60/80	60/80	70/90	70/90	70/90
900/600	900/600	900/600	900/600	900/600	900/600	900/600
380/55-17	380/55-17	380/55-17	380/55-17	380/55-17	380/55-17	380/55-17
•	-	-	-	-	-	-
-	o	o	o	o	o	o
-	o	o	o	o	o	o
-	o	-	-	o	-	o



Kverneland Group

Kverneland Group is a leading international company developing, producing and distributing agricultural machinery and services.

Strong focus on innovation allows us to provide a unique and broad product range with high quality. Kverneland Group offers an extensive package aimed at the professional farming community, covering the areas of soil preparation, seeding, forage and bale equipment, spreading, spraying and electronic solutions for agricultural tractors and machinery.



Original Spare Parts

Kverneland Group spare parts are designed to give reliable, safe and optimal machinery performance - whilst ensuring a low cost life-cycle. High quality standards are achieved by using innovative production methods and patented processes in all our production sites.

Kverneland Group has a very professional network of partners to support you with service, technical knowledge and genuine parts. To assist our partners, we provide high quality spare parts and an efficient spare parts distribution worldwide.



Watch us on YouTube
www.youtube.com/kvernelandgrp



Like us on facebook
www.facebook.com/KvernelandGroup
www.facebook.com/iMFarming



Follow us on Twitter
[@KvernelandGroup](https://twitter.com/KvernelandGroup)
[@iM_Farming](https://twitter.com/iM_Farming)

Kverneland Group UK Ltd.

Walkers Lane, Lea Green, St. Helens
Merseyside, WA9 4AF
Phone + 44 1744 8532 00

Kverneland Group Ireland Ltd.

Hebron Industrial Estate
Kilkenny, Ireland
Phone + 353 56 51597

Kverneland Group Canada Inc.

1200, rue Rocheleau
Drummondville (Québec), J2C 5Y3, Canada
Phone +1 819 477 2055

www.vicon.eu

